



County of Ottawa

Sheriff's Office

Steve A. Kempker
Sheriff

Valerie L. Weiss
Undersheriff



Headquarters/Administration
12220 Fillmore Street
West Olive, Michigan 49460
(616) 738-4000 or (888) 731-1001
Fax: (616) 738-4062

Correctional Facility
12130 Fillmore Street
West Olive, Michigan 49460
(616) 786-4140 or (888) 731-1001
Fax: (616) 738-4099

Date: 08/13/2019

To: Supervisor Jim Wierenga and the Georgetown Township Board Members
From: Sgt. Chris Koster
RE: Monthly Report (July 2019)

During the month of July the Sheriff's Office responded to 912 calls for service. The Paramedic Units responded to 175 medicals in Georgetown Township. Deputies made a total of 572 traffic contacts and cited 351 violations.

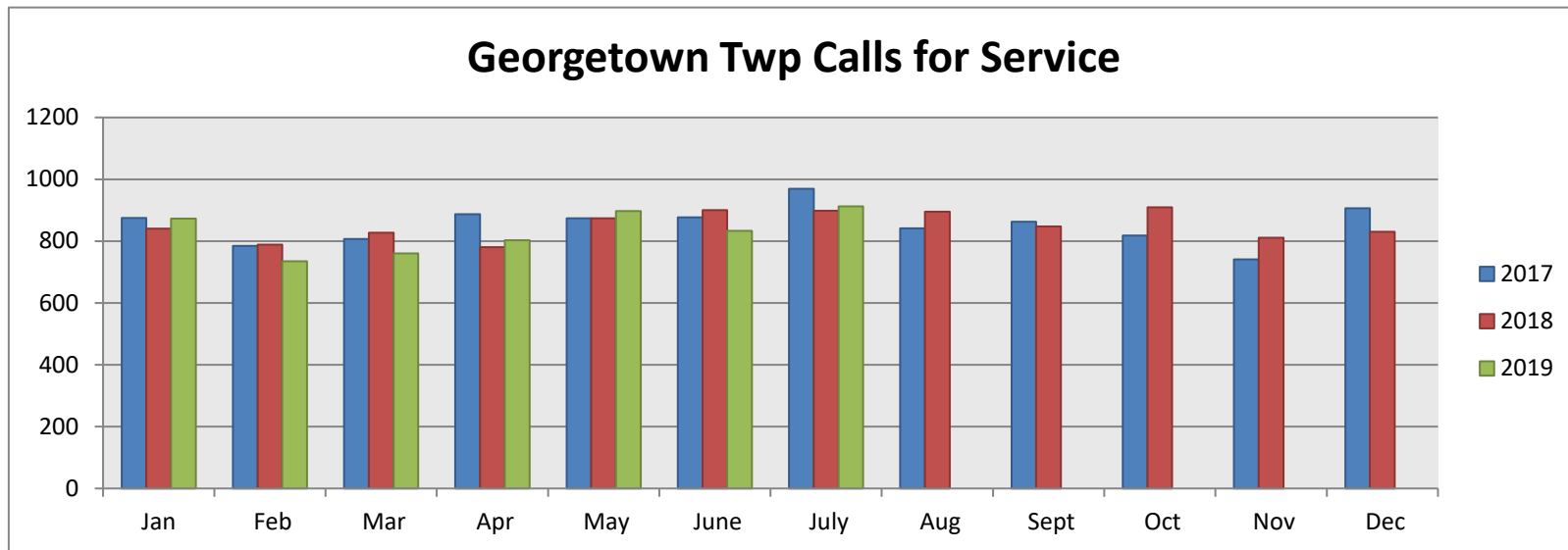
Deputies Blanton and Davis both attended a 2 day in-house School Resource Officer training with all SRO in Ottawa County. Sergeant Jeff Steigenga started his new position in Hudsonville City and I took over responsibilities in Georgetown Township. I look forward to working with you in my new position. If you have any questions or concerns please feel free to contact me at any time my cell (616)638-7788 or by email ckoster@miottawa.org.

Respectfully submitted,

Sgt. Chris Koster

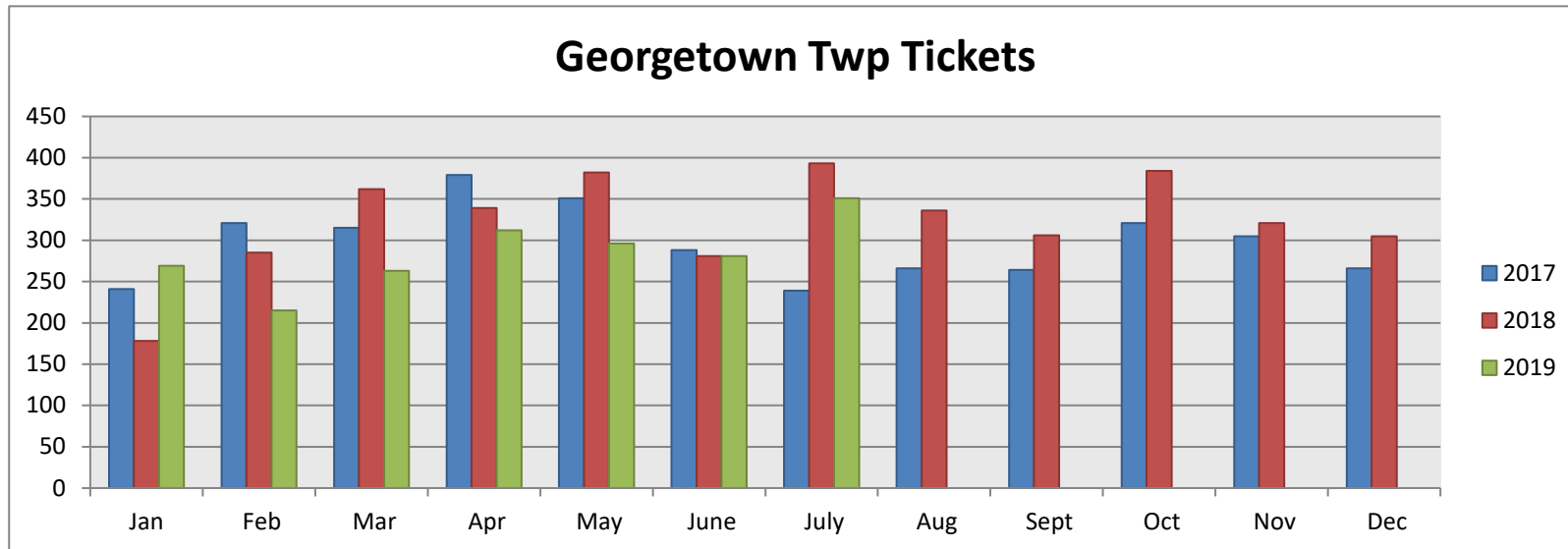
Total Number of Calls

	January	February	March	April	May	June	July	August	September	October	November	December
2017	875	785	807	887	874	877	969	841	863	818	741	906
2018	840	789	827	781	874	900	898	895	848	909	811	830
2019	873	735	760	803	897	833	912					



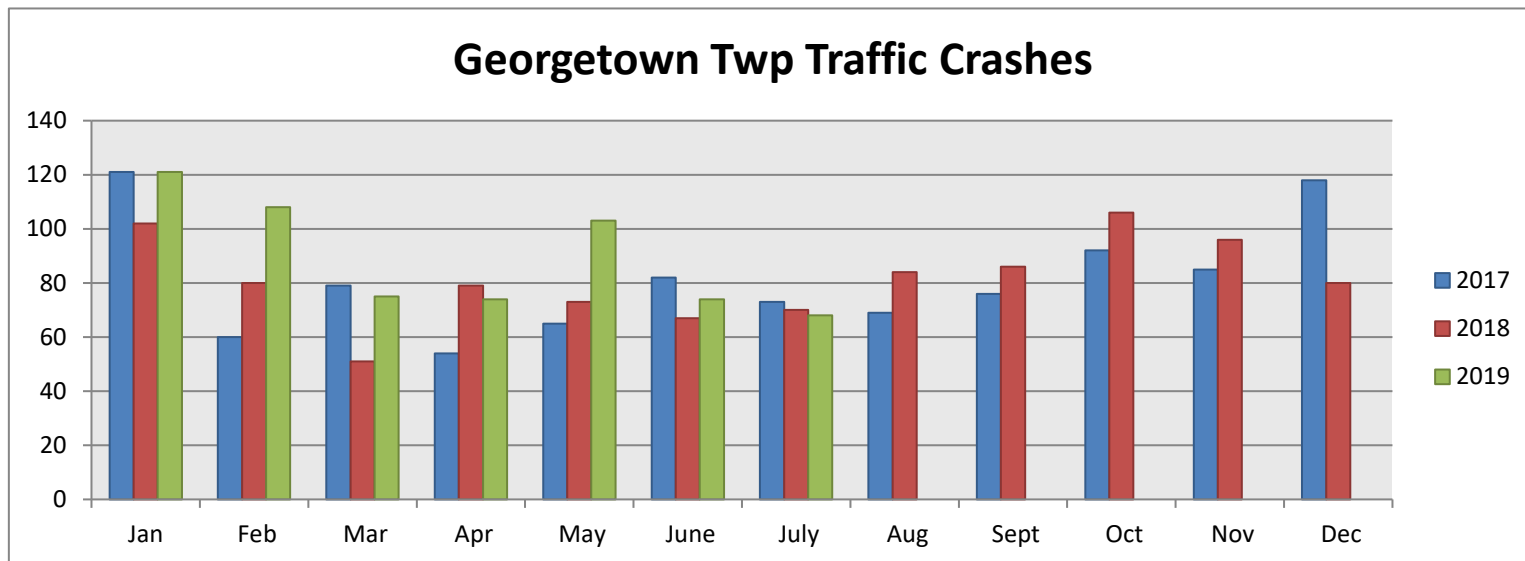
Total Tickets by Month

	January	February	March	April	May	June	July	August	September	October	November	December
2017	241	321	315	379	351	288	239	266	264	321	305	266
2018	178	285	362	339	382	281	393	336	306	384	321	305
2019	269	215	263	312	296	281	351					



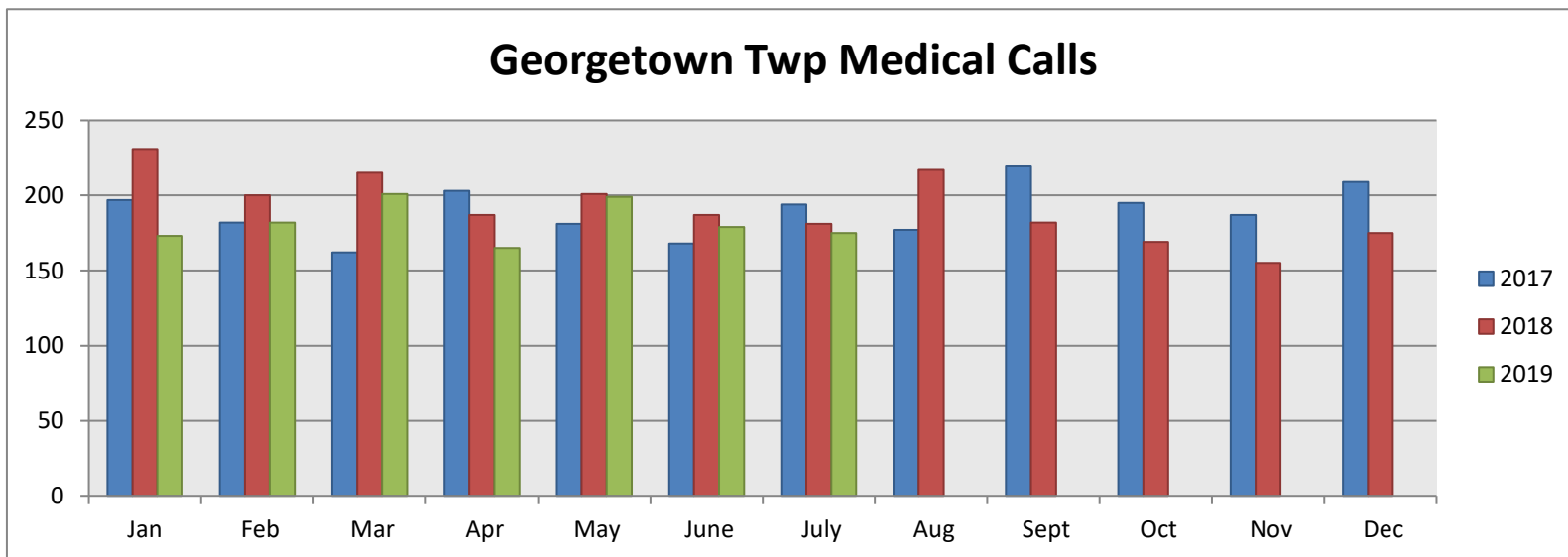
Traffic Crashes

	January	February	March	April	May	June	July	August	September	October	November	December
2017	121	60	79	54	65	82	73	69	76	92	85	118
2018	102	80	51	79	73	67	70	84	86	106	96	80
2019	121	108	75	74	103	74	68					



Medical Calls

	January	February	March	April	May	June	July	August	September	October	November	December
2017	197	182	162	203	181	168	194	177	220	195	187	209
2018	231	200	215	187	201	187	181	217	182	169	155	175
2019	173	182	201	165	199	179	175					



Calls of Interest

	January	February	March	April	May	June	July	August	September	October	November	December
B & E's	5	4	4	3	2	6	3					
Larcenies	9	2	12	6	13	7	23					
Shoplifting	3	2	3	3	5	4	5					
Assaults	1	15	4	2	5	4	2					
Domestic	30	16	25	15	15	36	32					
Animal	19	15	19	33	28	29	33					
Alarms	28	32	33	40	34	50	49					
Traffic	186	142	108	112	108	109	144					
OWI	5	6	4	2	3	2	5					
Fraud	15	11	11	13	14	18	25					
Civil	15	13	27	10	14	11	11					