



County of Ottawa

Sheriff's Office

Steve A. Kempker
Sheriff

Valerie L. Weiss
Undersheriff



Headquarters/Administration
12220 Fillmore Street
West Olive, Michigan 49460
(616) 738-4000 or (888) 731-1001
Fax: (616) 738-4062

Correctional Facility
12130 Fillmore Street
West Olive, Michigan 49460
(616) 786-4140 or (888) 731-1001
Fax: (616) 738-4099

Date: 09/12/2019

To: Supervisor Jim Wierenga and the Georgetown Township Board Members
From: Sgt. Chris Koster

RE: Monthly Report (August 2019)

The Sheriff's Office during the month of July responded to 860 calls for service. The Paramedic Units responded to 193 medicals in Georgetown Township. Deputies made a total of 460 traffic contacts and cited 303 violations.

My 1st full month in Georgetown went very well starting off with a very strong Sheriff's Office Presence at the Music in the Park / National Night Out event that was very well attended. Lots of kids and adults alike enjoyed looking the equipment and interacting with the Deputies that were present. We were not immune to the Cell Phone Store break-ins that have been occurring in West Michigan by several different groups with one of our merchants being victimized. As well as one car lot that was broken into and vehicles stolen from the lot. These cases have been assigned to the Detective Bureau for investigation.

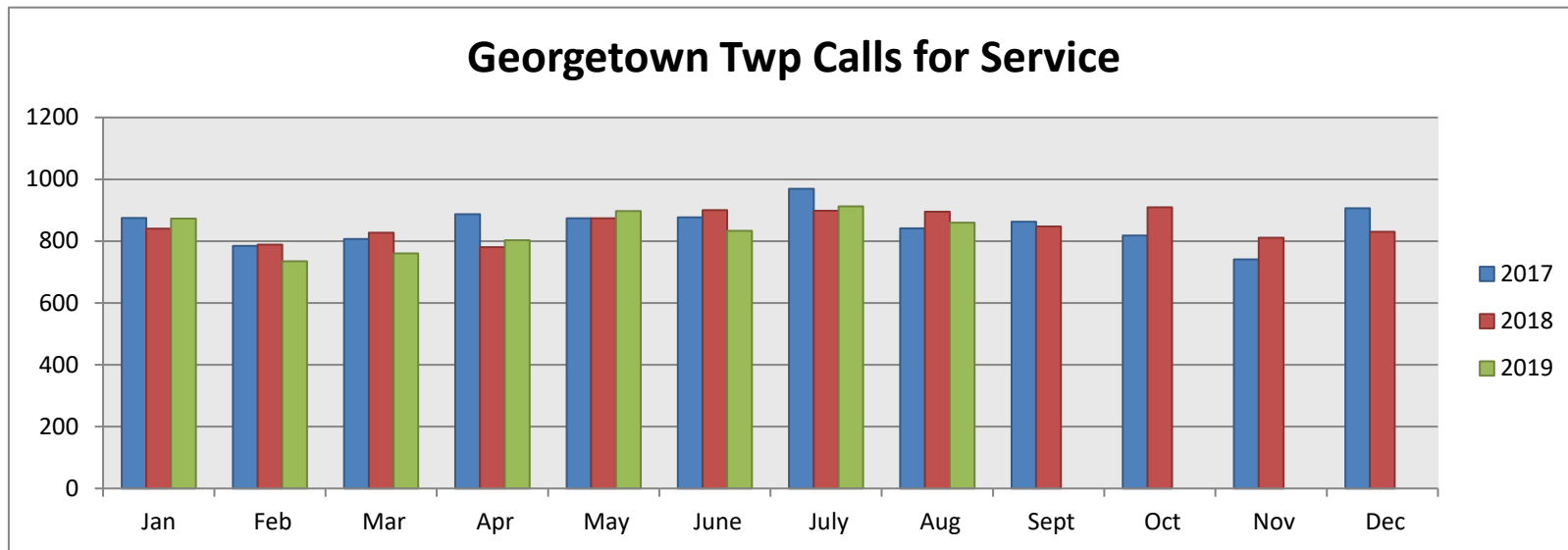
Area schools have started classes back up and all has been progressing smoothly.
If you have any questions please feel free to contact me direct.

Respectfully submitted,

Sgt. Chris Koster

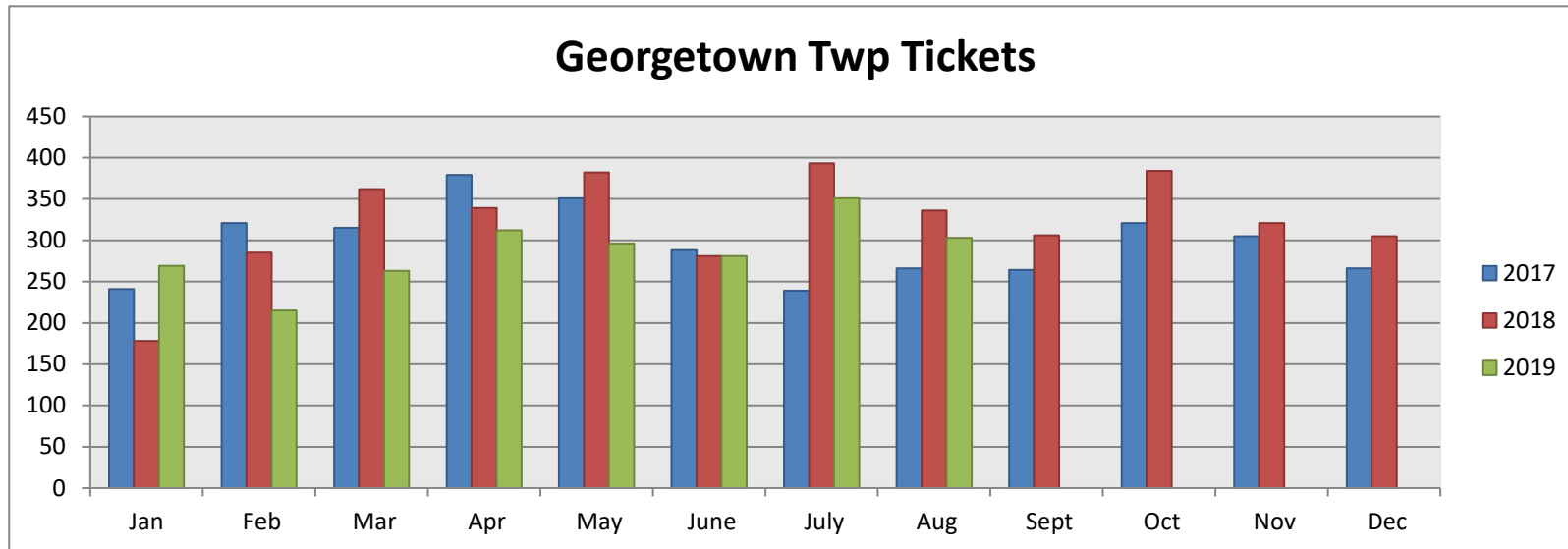
Total Number of Calls

	January	February	March	April	May	June	July	August	September	October	November	December
2017	875	785	807	887	874	877	969	841	863	818	741	906
2018	840	789	827	781	874	900	898	895	848	909	811	830
2019	873	735	760	803	897	833	912	860				



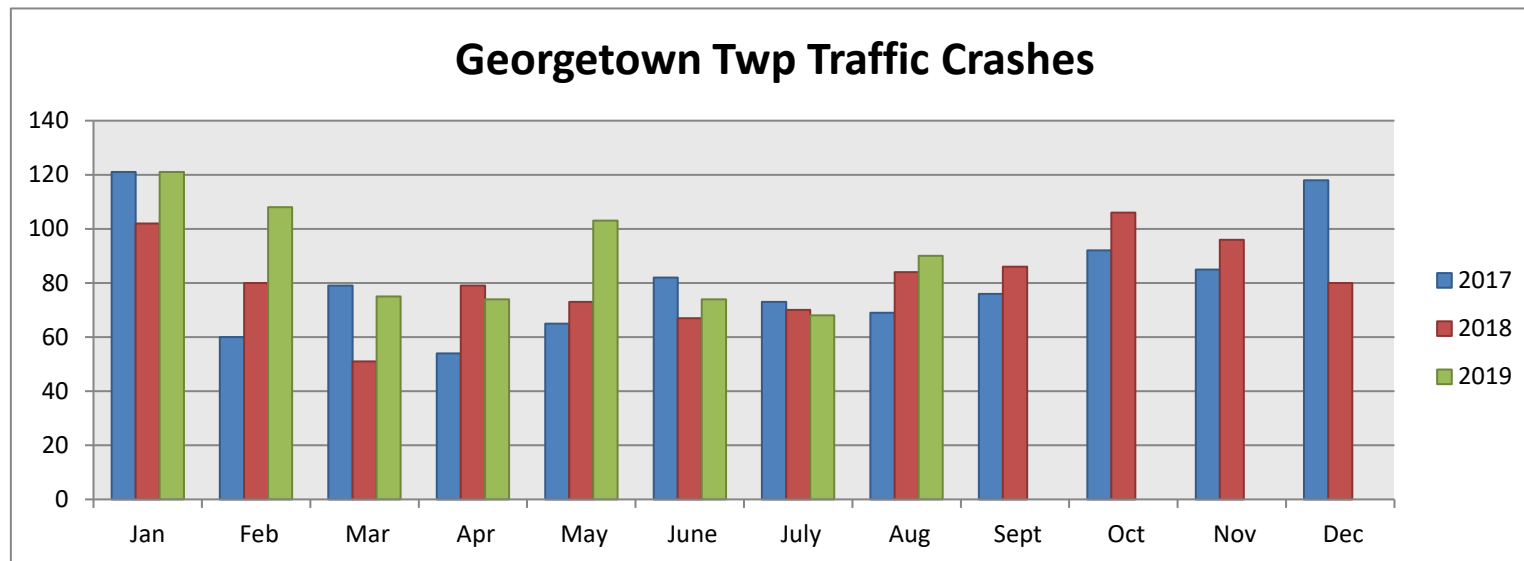
Total Tickets by Month

	January	February	March	April	May	June	July	August	September	October	November	December
2017	241	321	315	379	351	288	239	266	264	321	305	266
2018	178	285	362	339	382	281	393	336	306	384	321	305
2019	269	215	263	312	296	281	351	303				



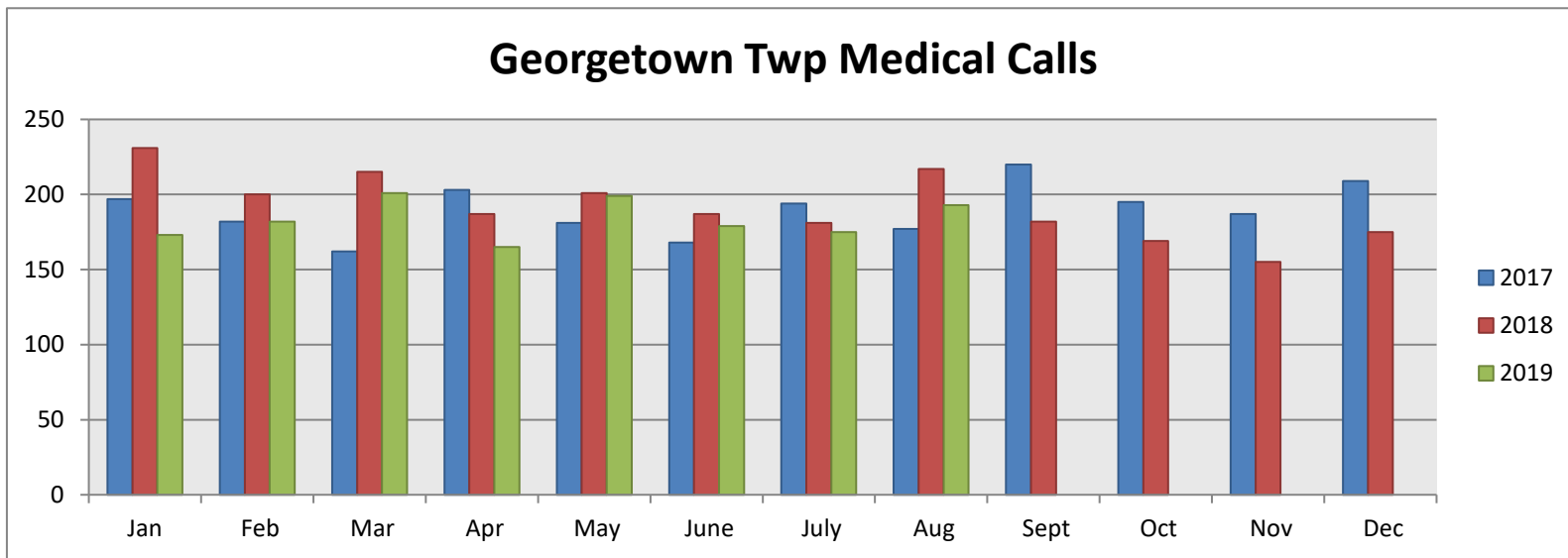
Traffic Crashes

	January	February	March	April	May	June	July	August	September	October	November	December
2017	121	60	79	54	65	82	73	69	76	92	85	118
2018	102	80	51	79	73	67	70	84	86	106	96	80
2019	121	108	75	74	103	74	68	90				



Medical Calls

	January	February	March	April	May	June	July	August	September	October	November	December
2017	197	182	162	203	181	168	194	177	220	195	187	209
2018	231	200	215	187	201	187	181	217	182	169	155	175
2019	173	182	201	165	199	179	175	193				



Calls of Interest

	January	February	March	April	May	June	July	August	September	October	November	December
B & E's	5	4	4	3	2	6	3	8				
Larcenies	9	2	12	6	13	7	23	17				
Shoplifting	3	2	3	3	5	4	5	3				
Assaults	1	15	4	2	5	4	2	3				
Domestic	30	16	25	15	15	36	32	24				
Animal	19	15	19	33	28	29	33	30				
Alarms	28	32	33	40	34	50	49	36				
Traffic	186	142	108	112	108	109	144	111				
OWI	5	6	4	2	3	2	5	4				
Fraud	15	11	11	13	14	18	25	17				
Civil	15	13	27	10	14	11	11	11				