



# County of Ottawa

## *Sheriff's Office*

**Steve A. Kempker**  
*Sheriff*

**Valerie L. Weiss**  
*Undersheriff*



*Headquarters/Administration*  
12220 Fillmore Street  
West Olive, Michigan 49460  
(616) 738-4000 or (888) 731-1001  
Fax: (616) 738-4062

*Correctional Facility*  
12130 Fillmore Street  
West Olive, Michigan 49460  
(616) 786-4140 or (888) 731-1001  
Fax: (616) 738-4099

Date: 11/05/2019

To: Supervisor Jim Wierenga and the Georgetown Township Board Members  
From: Sgt. Chris Koster

RE: Monthly Report (October 2019)

The Sheriff's Office during the month of October responded to 908 calls for service. The Paramedic Units responded to 193 medicals in Georgetown Township. Deputies made a total of 482 traffic contacts and cited 354 violations.

Township Community Policing Deputies attended several community events in the month of October. On Halloween we had extra patrols in the township with deputies handing out candy to the kids with no reported issues during trick or treat time.

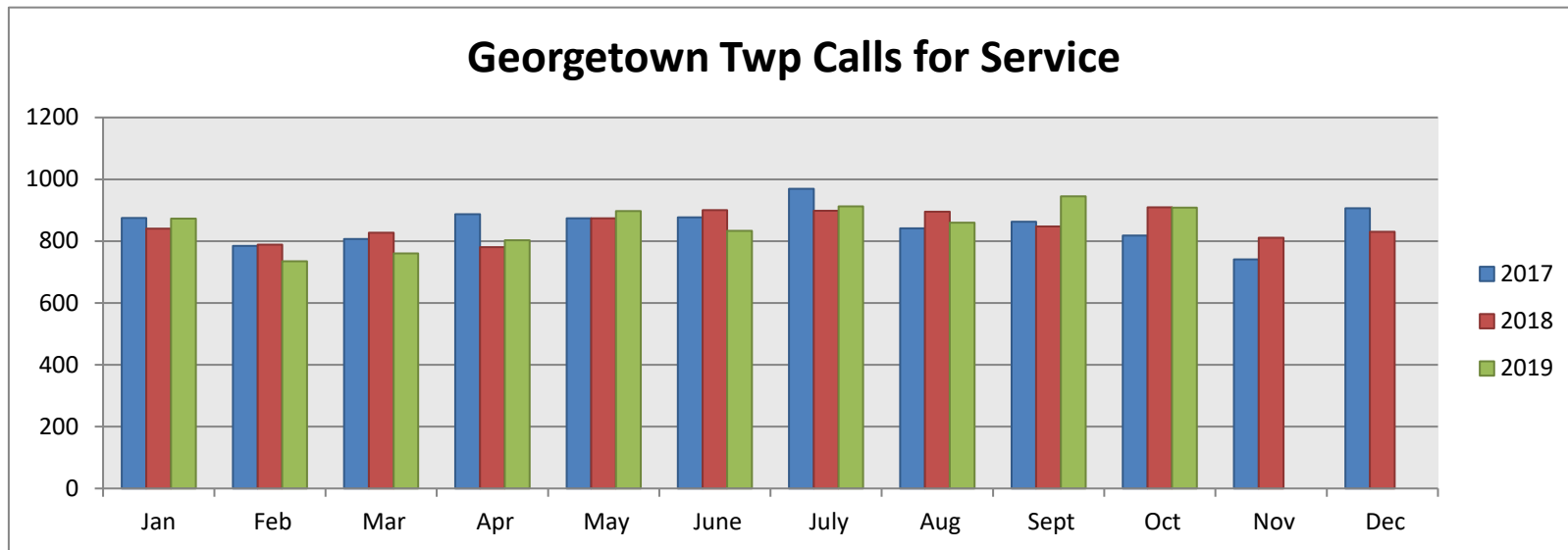
If you have any questions please feel free to contact me direct.

Respectfully submitted,

Sgt. Chris Koster

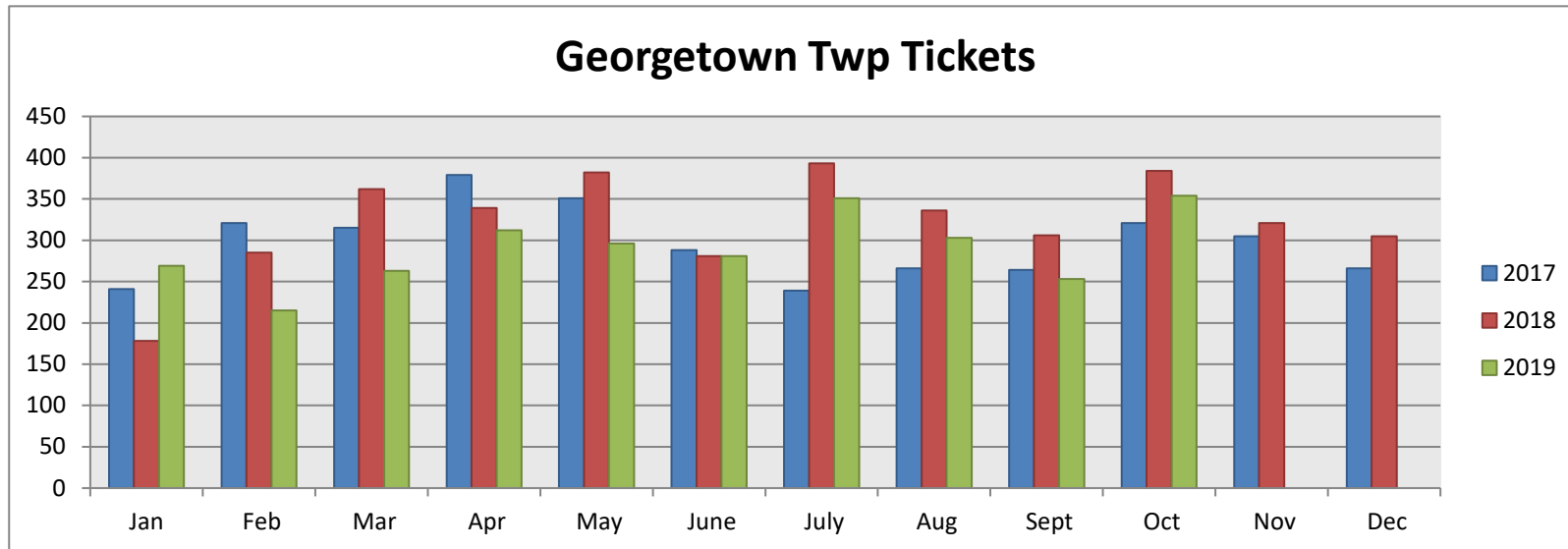
## Total Number of Calls

	January	February	March	April	May	June	July	August	September	October	November	December
2017	875	785	807	887	874	877	969	841	863	818	741	906
2018	840	789	827	781	874	900	898	895	848	909	811	830
2019	873	735	760	803	897	833	912	860	945	908		



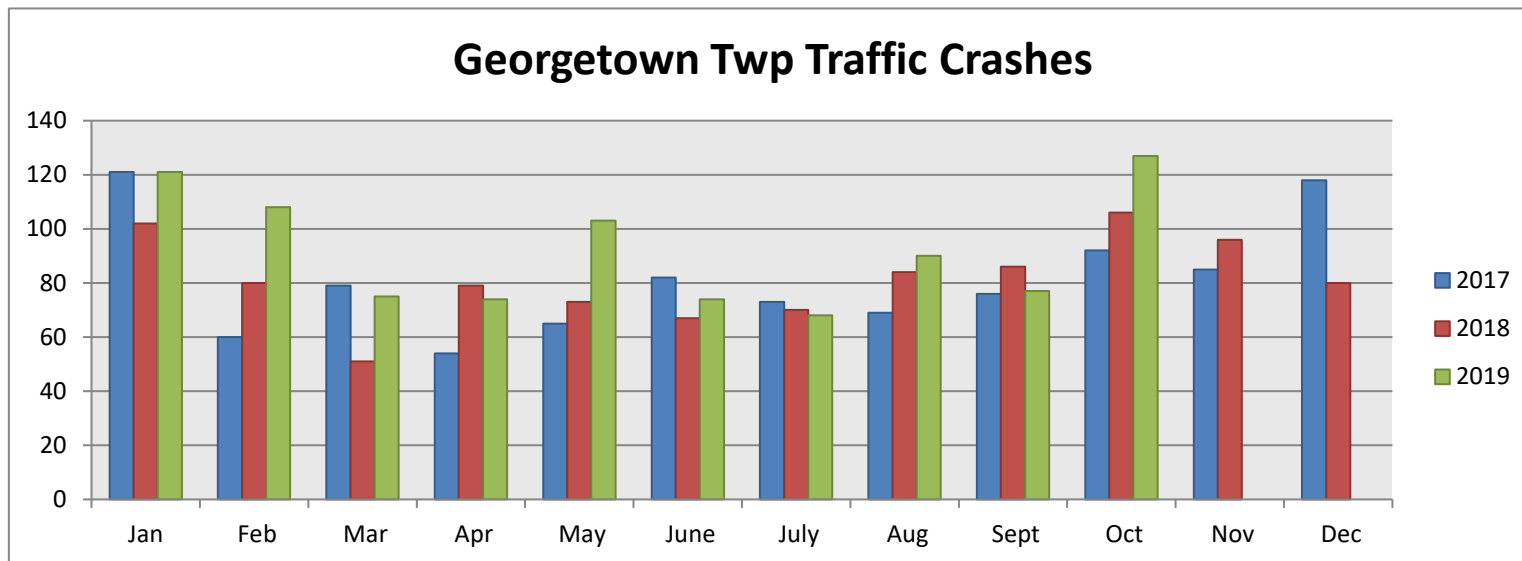
## Total Tickets by Month

	January	February	March	April	May	June	July	August	September	October	November	December
2017	241	321	315	379	351	288	239	266	264	321	305	266
2018	178	285	362	339	382	281	393	336	306	384	321	305
2019	269	215	263	312	296	281	351	303	253	354		



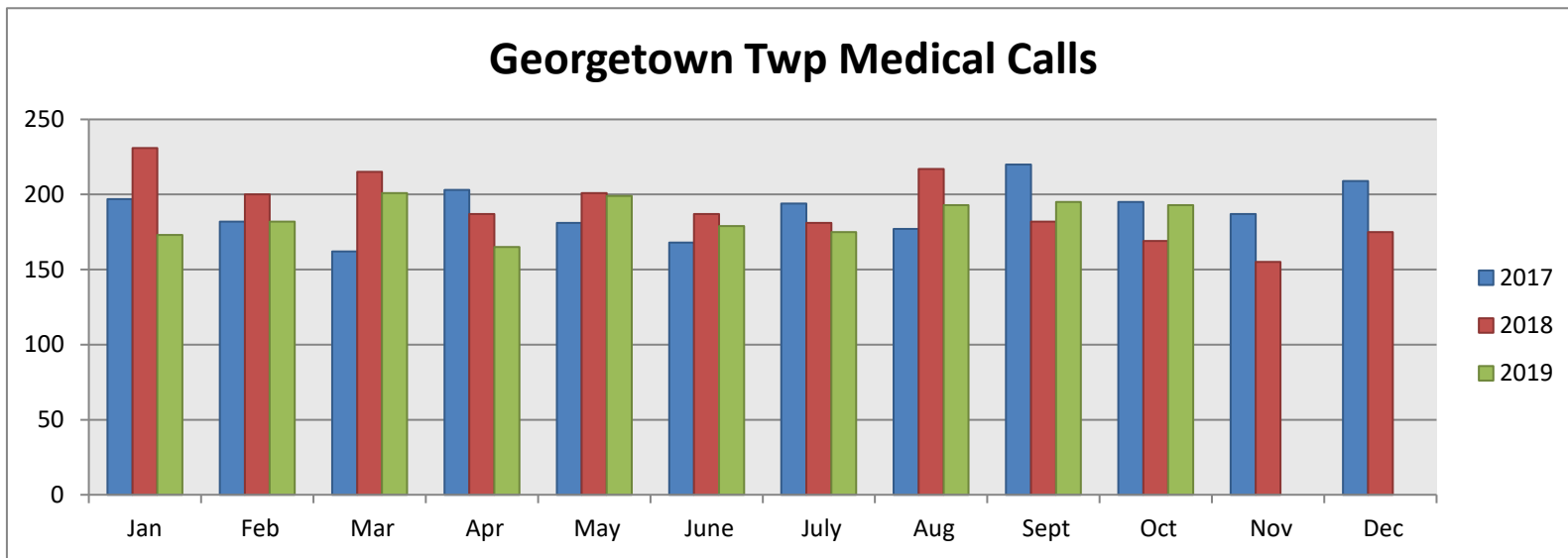
## Traffic Crashes

	January	February	March	April	May	June	July	August	September	October	November	December
2017	121	60	79	54	65	82	73	69	76	92	85	118
2018	102	80	51	79	73	67	70	84	86	106	96	80
2019	121	108	75	74	103	74	68	90	77	127		



## Medical Calls

	January	February	March	April	May	June	July	August	September	October	November	December
2017	197	182	162	203	181	168	194	177	220	195	187	209
2018	231	200	215	187	201	187	181	217	182	169	155	175
2019	173	182	201	165	199	179	175	193	195	193		



## Calls of Interest

	January	February	March	April	May	June	July	August	September	October	November	December
<b>B &amp; E's</b>	5	4	4	3	2	6	3	8	7	1		
<b>Larcenies</b>	9	2	12	6	13	7	23	17	25	15		
<b>Shoplifting</b>	3	2	3	3	5	4	5	3	1	3		
<b>Assaults</b>	1	15	4	2	5	4	2	3	9	5		
<b>Domestic</b>	30	16	25	15	15	36	32	24	32	20		
<b>Animal</b>	19	15	19	33	28	29	33	30	35	20		
<b>Alarms</b>	28	32	33	40	34	50	49	36	23	39		
<b>Traffic</b>	186	142	108	112	108	109	144	111	110	99		
<b>OWI</b>	5	6	4	2	3	2	5	4	2	1		
<b>Fraud</b>	15	11	11	13	14	18	25	17	18	16		
<b>Civil</b>	15	13	27	10	14	11	11	11	23	10		