



County of Ottawa

Sheriff's Office

Steve A. Kempker
Sheriff

Valerie L. Weiss
Undersheriff



Headquarters/Administration
12220 Fillmore Street
West Olive, Michigan 49460
(616) 738-4000 or (888) 731-1001
Fax: (616) 738-4062

Correctional Facility
12130 Fillmore Street
West Olive, Michigan 49460
(616) 786-4140 or (888) 731-1001
Fax: (616) 738-4099

Date: 01/25/2020

To: Supervisor Jim Wierenga and the Georgetown Township Board Members
From: Sgt. Chris Koster

RE: Monthly Report (December 2020)

In December the Sheriff's Office responded to 661 calls for service in Georgetown Township. The Paramedic Units responded to 135 medicals. Deputies made a total of 229 traffic contacts and cited 134 violations.

SRO's 12 hour schedule with squad assignment has been suspended and they were put back on their normal 8 hour schedules in the schools. Shop with the Sheriff's took on a new look this year with social distancing and other restrictions. SRO's made visits to recipients' homes and dropped off the gift cards to them. Meijer made a very generous donation to the program so these kids and their families could have a great Christmas.

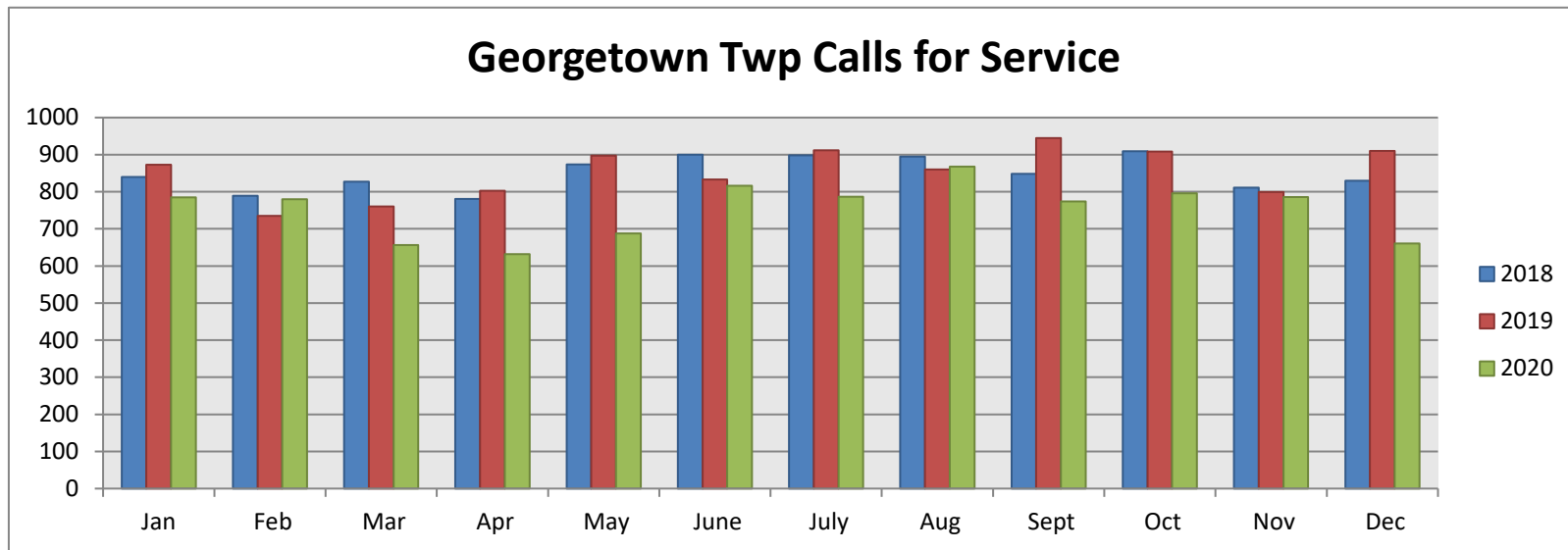
If you have any questions, please feel free to contact me direct.

Respectfully submitted,

Sgt. Chris Koster

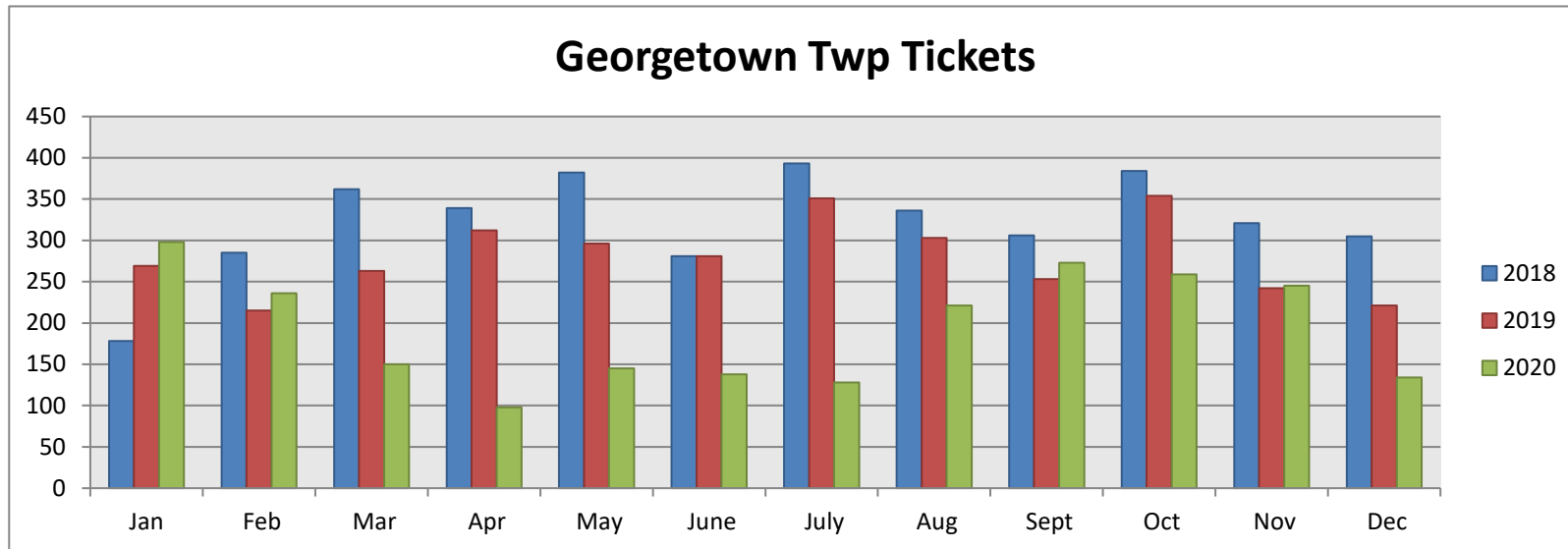
Total Number of Calls

	January	February	March	April	May	June	July	August	September	October	November	December
2018	840	789	827	781	874	900	898	895	848	909	811	830
2019	873	735	760	803	897	833	912	860	945	908	799	910
2020	785	780	656	632	688	816	787	868	774	796	786	661



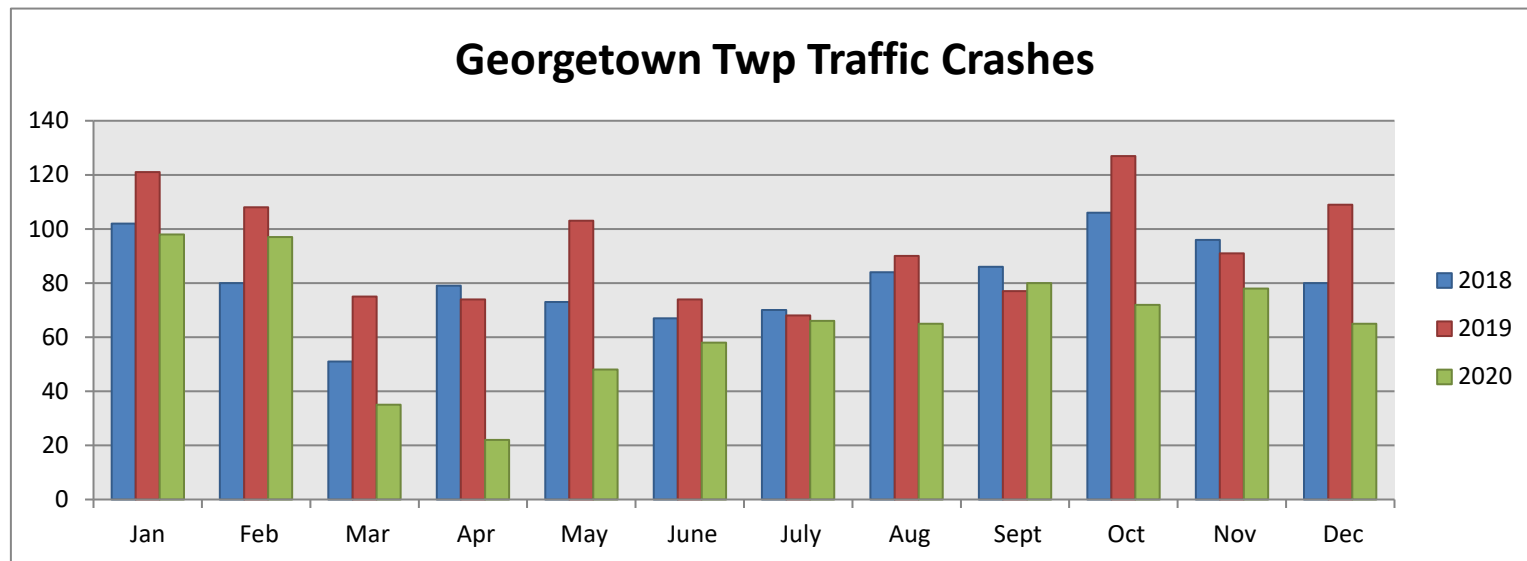
Total Tickets by Month

	January	February	March	April	May	June	July	August	September	October	November	December
2018	178	285	362	339	382	281	393	336	306	384	321	305
2019	269	215	263	312	296	281	351	303	253	354	242	221
2020	298	236	150	98	145	138	128	221	273	259	245	134



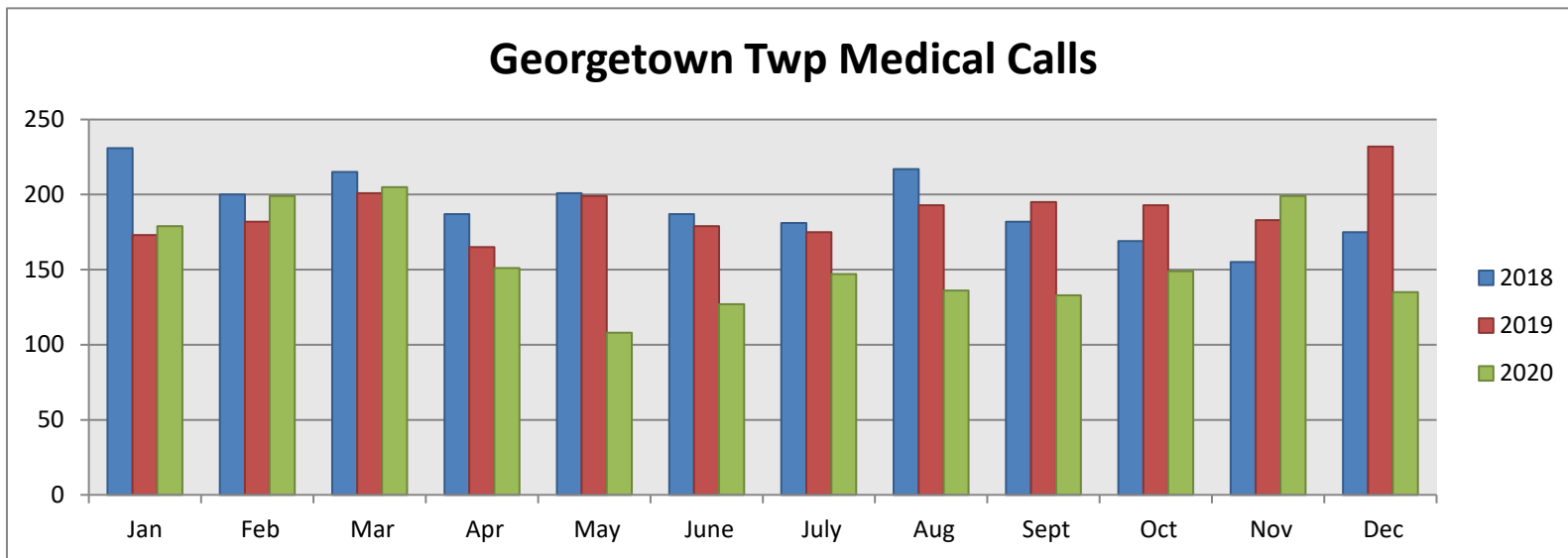
Traffic Crashes

	January	February	March	April	May	June	July	August	September	October	November	December
2018	102	80	51	79	73	67	70	84	86	106	96	80
2019	121	108	75	74	103	74	68	90	77	127	91	109
2020	98	97	35	22	48	58	66	65	80	72	78	65



Medical Calls

	January	February	March	April	May	June	July	August	September	October	November	December
2018	231	200	215	187	201	187	181	217	182	169	155	175
2019	173	182	201	165	199	179	175	193	195	193	183	232
2020	179	199	205	151	108	127	147	136	133	149	199	135



Calls of Interest

	January	February	March	April	May	June	July	August	September	October	November	December
B & E's	7	2	5	1	3	6	1	5	4	9	5	10
Larcenies	7	7	10	13	8	15	20	34	19	24	29	12
Shoplifting	5	0	2	2	3	9	1	2	2	1	1	1
Assaults	2	3	0	0	2	5	3	3	2	1	2	4
Domestic	32	24	28	25	29	40	25	52	32	34	41	22
Animal	12	17	16	19	24	28	27	21	26	17	15	9
Alarms	26	19	16	17	18	29	31	35	32	22	25	24
Traffic	99	97	51	72	106	115	113	126	88	104	78	83
OWI	3	4	1	3	5	5	5	3	6	4	3	3
Fraud	11	15	16	9	15	22	16	15	19	17	21	13
Civil	10	16	18	17	15	20	11	19	15	16	21	10