



# County of Ottawa

## *Sheriff's Office*

**Steve A. Kempker**  
*Sheriff*

**Valerie L. Weiss**  
*Undersheriff*



*Headquarters/Administration*  
12220 Fillmore Street  
West Olive, Michigan 49460  
(616) 738-4000 or (888) 731-1001  
Fax: (616) 738-4062

*Correctional Facility*  
12130 Fillmore Street  
West Olive, Michigan 49460  
(616) 786-4140 or (888) 731-1001  
Fax: (616) 738-4099

Date: 04/15/2021

To: Supervisor Jim Wierenga and the Georgetown Township Board Members  
From: Sgt. Chris Koster

RE: Monthly Report (March 2021)

In March the Sheriff's Office responded to 757 calls for service in Georgetown Township. The Paramedic Units responded to 136 medicals. Deputies made a total of 281 traffic contacts and cited 213 violations.

Deputy Vandis was busy at Alward Elementary School teaching 4 lessons of TEAM (Teaching, Educating and Mentoring) to 3 5<sup>th</sup> grade classes. TEAM teaches students about Rules, Laws, drugs and alcohol, how violence doesn't belong and Cyber Security.

We have been concentrating traffic enforcement in and around the school zones in the township this month.

The work on the HVAC system around our building continues. The start date for the Court and the Sheriff's Office is set for May 17<sup>th</sup> with an end date set at August 6<sup>th</sup>. This will not affect our overall service but, Night shift deputies assigned to the Georgetown Branch will be working out of the Hudsonville City Branch as we are not able to be in the building during the work. I will keep you updated with progress of this project.

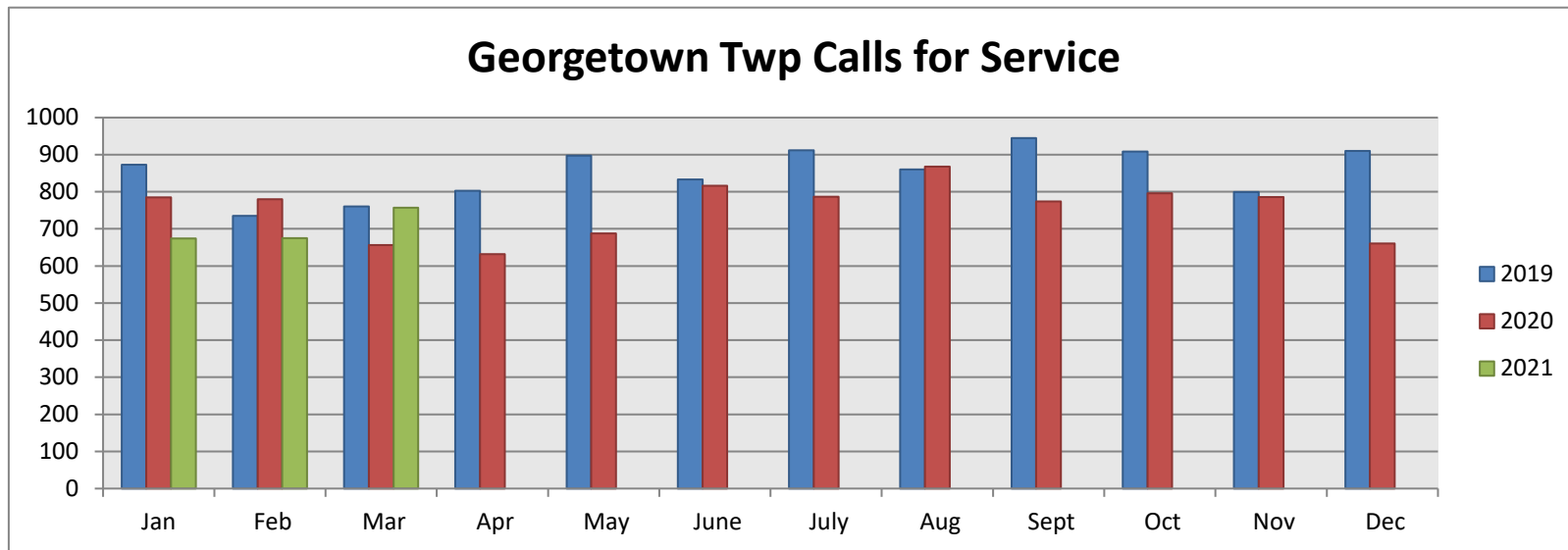
If you have any questions, please feel free to contact me direct.

Respectfully submitted,

Sgt. Chris Koster

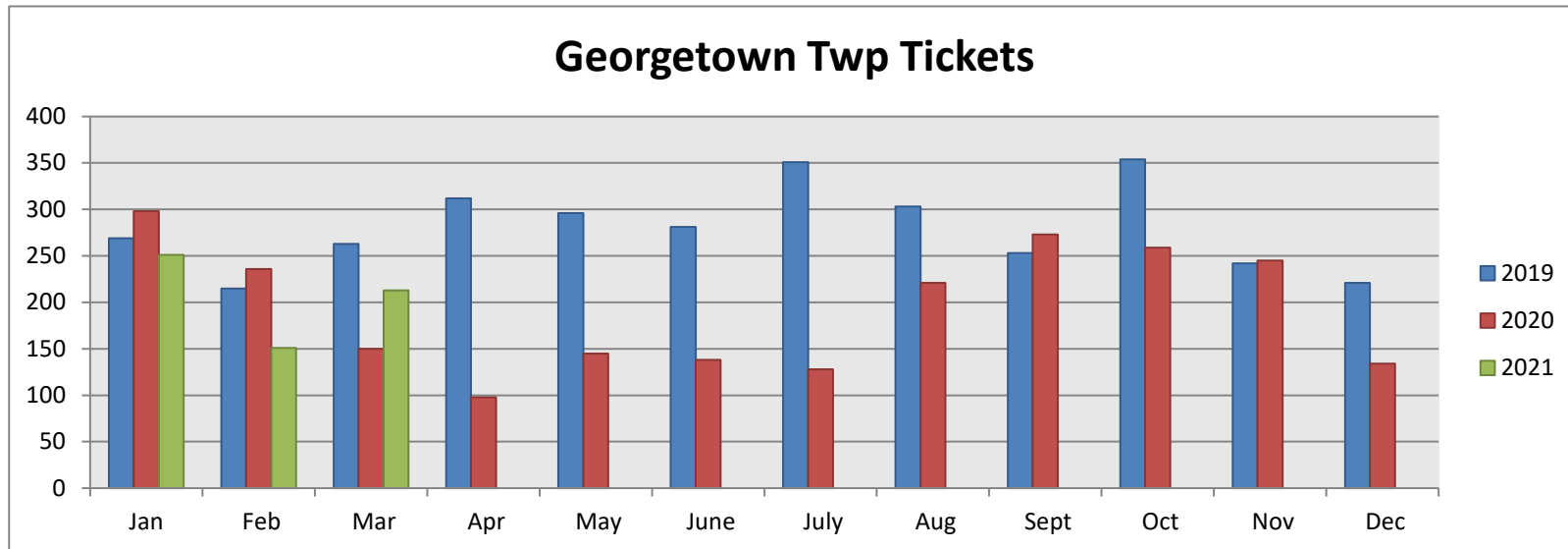
## Total Number of Calls

	January	February	March	April	May	June	July	August	September	October	November	December
2019	873	735	760	803	897	833	912	860	945	908	799	910
2020	785	780	656	632	688	816	787	868	774	796	786	661
2021	674	675	757									



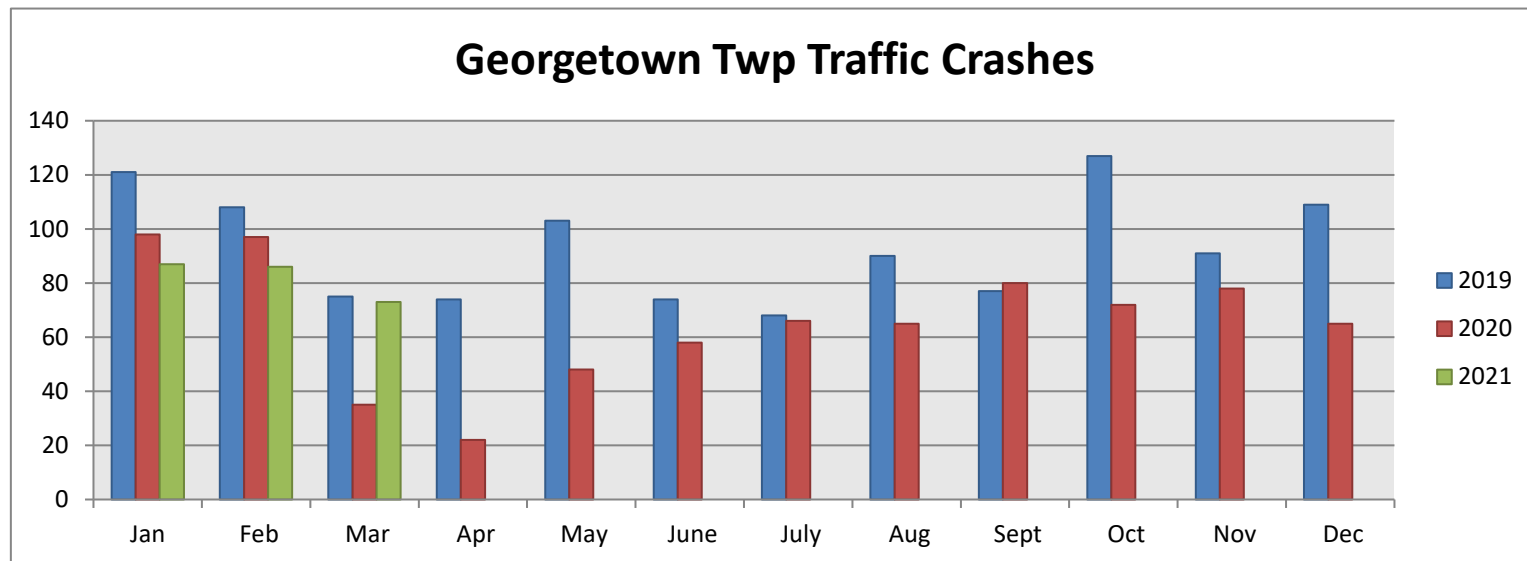
## Total Tickets by Month

	January	February	March	April	May	June	July	August	September	October	November	December
2019	269	215	263	312	296	281	351	303	253	354	242	221
2020	298	236	150	98	145	138	128	221	273	259	245	134
2021	251	151	213									



## Traffic Crashes

	January	February	March	April	May	June	July	August	September	October	November	December
2019	121	108	75	74	103	74	68	90	77	127	91	109
2020	98	97	35	22	48	58	66	65	80	72	78	65
2021	87	86	73									



## Medical Calls

	January	February	March	April	May	June	July	August	September	October	November	December
2019	173	182	201	165	199	179	175	193	195	193	183	232
2020	179	199	205	151	108	127	147	136	133	149	199	135
2021	133	139	136									

