



# County of Ottawa

## Sheriff's Office

**Steve A. Kempker**  
Sheriff

**Valerie L. Weiss**  
Undersheriff



*Headquarters/Administration*  
12220 Fillmore Street  
West Olive, Michigan 49460  
(616) 738-4000 or (888) 731-1001  
Fax: (616) 738-4062

*Correctional Facility*  
12130 Fillmore Street  
West Olive, Michigan 49460  
(616) 786-4140 or (888) 731-1001  
Fax: (616) 738-4099

Date: 05/11/2021

To: Supervisor Jim Wierenga and the Georgetown Township Board Members  
From: Sgt. Chris Koster

RE: Monthly Report (April 2021)

In April the Sheriff's Office responded to 716 calls for service in Georgetown Township. The Paramedic Units responded to 132 medicals. Deputies made a total of 234 traffic contacts and cited 196 violations.

In the Month of April E-unit personnel with the assistance of Georgetown Fire Personnel had 3 saves in the Township. One on a Class 1 medical and two on Class 2 medicals were Narcan was administered. We have continued to stay busy in the Township with various calls for service.

With the weather starting to break the Community Policing Deputies have been reminded to patrol the Township Parks during their shifts as time allows. During these patrols I have encouraged the deputies to get out of their patrol units and interact with park goers and walk around in the parks to be visible.

The Speed Trailer is out of storage and will start to show up in neighborhoods and high traffic areas in the Township starting in May. If anyone has a request for the Speed Trailer please go to [www.miottawa.org](http://www.miottawa.org) and under the Sheriff Department Online Services click on Speed Trailer Monitoring Request. Those emails are sorted by area and sent to the appropriate office. All Speed Trailer requests are on a first come first serve basis. We use the Speed Trailers from May to the end of September depending on weather and need. After each deployment of the Speed Trailer the information is downloaded, batteries are charged and then it is placed at the next location within 2-3 days. We only use the Speed Trailer on County maintained roadways, no private drives.

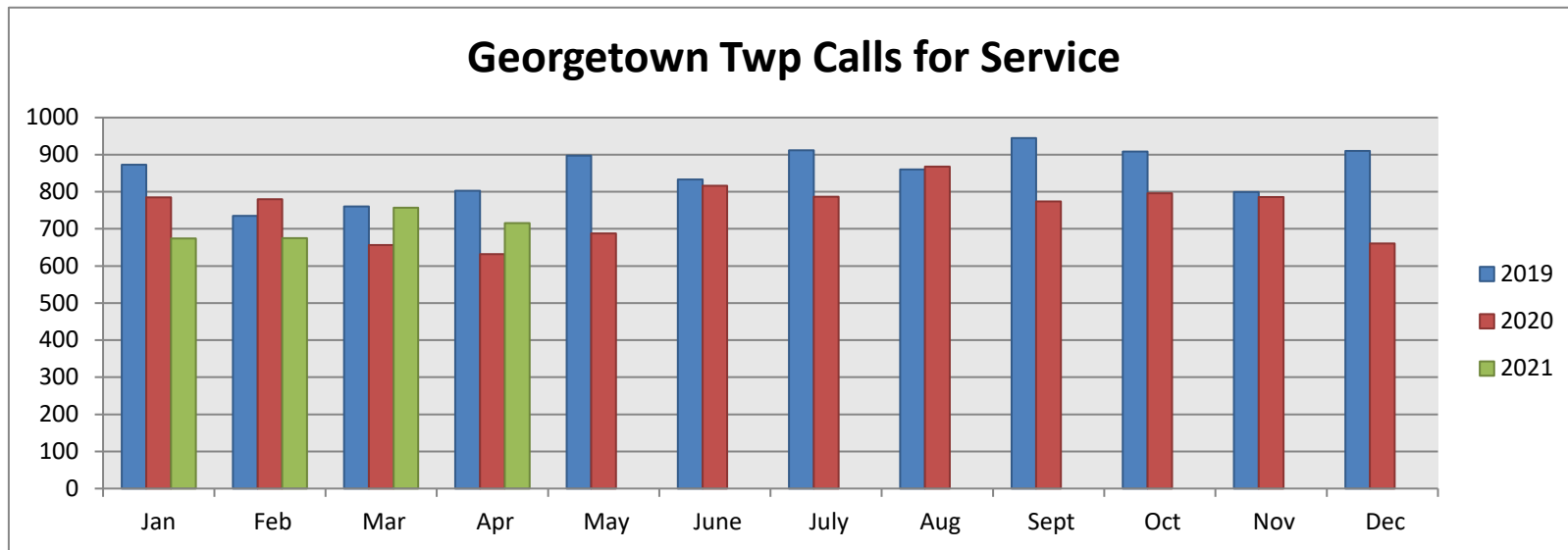
If you have any questions, please feel free to contact me direct.

Respectfully submitted,

Sgt. Chris Koster

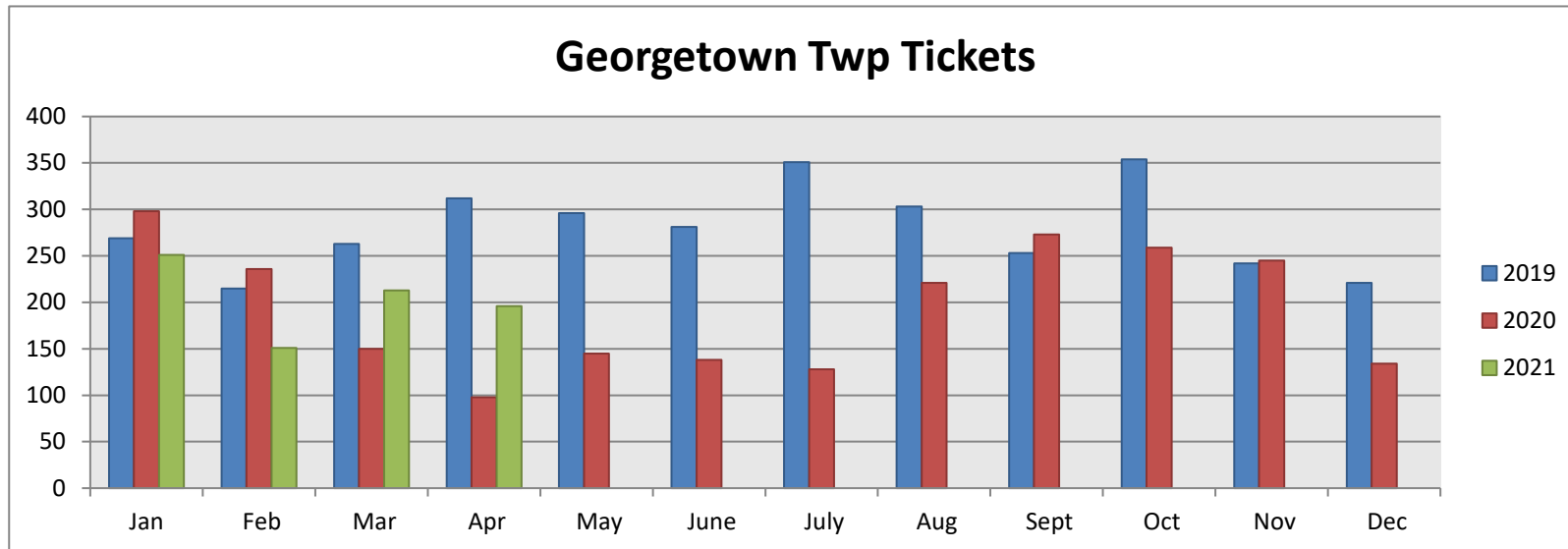
## Total Number of Calls

|      | January | February | March | April | May | June | July | August | September | October | November | December |
|------|---------|----------|-------|-------|-----|------|------|--------|-----------|---------|----------|----------|
| 2019 | 873     | 735      | 760   | 803   | 897 | 833  | 912  | 860    | 945       | 908     | 799      | 910      |
| 2020 | 785     | 780      | 656   | 632   | 688 | 816  | 787  | 868    | 774       | 796     | 786      | 661      |
| 2021 | 674     | 675      | 757   | 716   |     |      |      |        |           |         |          |          |



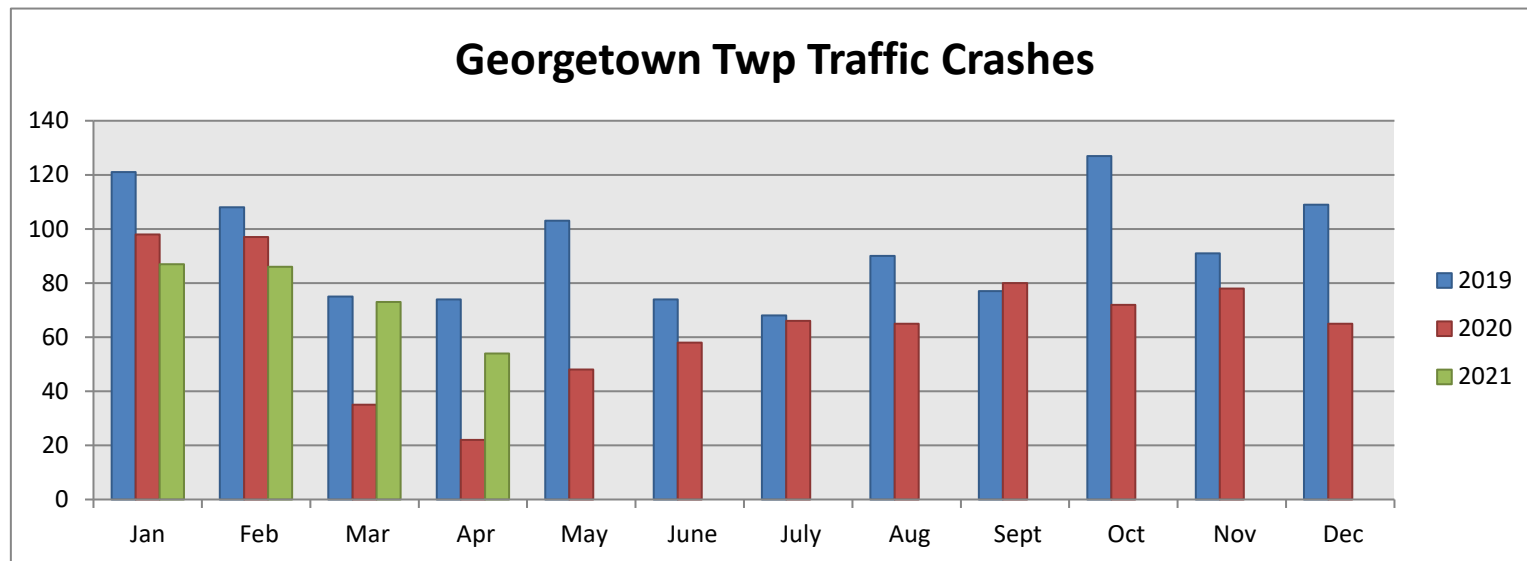
## Total Tickets by Month

|      | January | February | March | April | May | June | July | August | September | October | November | December |
|------|---------|----------|-------|-------|-----|------|------|--------|-----------|---------|----------|----------|
| 2019 | 269     | 215      | 263   | 312   | 296 | 281  | 351  | 303    | 253       | 354     | 242      | 221      |
| 2020 | 298     | 236      | 150   | 98    | 145 | 138  | 128  | 221    | 273       | 259     | 245      | 134      |
| 2021 | 251     | 151      | 213   | 196   |     |      |      |        |           |         |          |          |



## Traffic Crashes

|      | January | February | March | April | May | June | July | August | September | October | November | December |
|------|---------|----------|-------|-------|-----|------|------|--------|-----------|---------|----------|----------|
| 2019 | 121     | 108      | 75    | 74    | 103 | 74   | 68   | 90     | 77        | 127     | 91       | 109      |
| 2020 | 98      | 97       | 35    | 22    | 48  | 58   | 66   | 65     | 80        | 72      | 78       | 65       |
| 2021 | 87      | 86       | 73    | 54    |     |      |      |        |           |         |          |          |



## Medical Calls

|      | January | February | March | April | May | June | July | August | September | October | November | December |
|------|---------|----------|-------|-------|-----|------|------|--------|-----------|---------|----------|----------|
| 2019 | 173     | 182      | 201   | 165   | 199 | 179  | 175  | 193    | 195       | 193     | 183      | 232      |
| 2020 | 179     | 199      | 205   | 151   | 108 | 127  | 147  | 136    | 133       | 149     | 199      | 135      |
| 2021 | 133     | 139      | 136   | 132   |     |      |      |        |           |         |          |          |

